

SPECIFICATIONS

Ellipsoidal Lighting Fixture

- Physical**
- Die cast aluminum construction
 - Rotating shutter assembly $\pm 25^\circ$
 - 20 gauge stainless steel shutters in a tri-plane assembly
 - Interchangeable lens tubes with smooth-running Teflon® guides provide nine user-fit field angle options
 - Thermally insulated rear handle
 - High impact, thermally insulated knobs and shutter handles
 - Two accessory slots, and a top mounted, gel frame retainer
 - Steel yoke with two mounting positions
 - Slot for glass or stainless steel patterns
 - Slot with sliding cover for motorized pattern devices or optional iris
 - Uses 7.5" color frame
 - UL and cUL listed
- Electrical**
- 115-240V, 50/60Hz
 - High temperature 3-conductor 36" leads in a glass fiber outer sleeve
 - Supports ETC Dimmer Doubling™ technology
- Lamp**
- HPL — compact tungsten filament contained in a krypton-filled quartz envelope (see table for suitable lamp types)
 - 750W Maximum
 - Patented filament geometry makes for extremely efficient light collection and transmission
 - Integral die cast aluminum heat sink lamp base
- Optical**
- Projector-quality, high contrast dual aspheric lenses
 - Superior optical glass with advanced AR coatings
 - Faceted borosilicate reflector with multi-layer dichroic coating
 - 95% of visible light reflected through the optical train
 - 90% of infrared radiation (heat) passes through the reflector
 - Reflector secured with anti-vibration shock mounts
 - Tool free lamp centering (X/Y) and peak/flat (Z) adjustment knobs
 - Positive locking X, Y and Z adjustments, unaffected by relamping
 - Beam edge continually adjustable hard-to-soft
 - Interchangeable lens barrels permit selection of 5°, 10°, 14°, 19°, 26°, 36°, 50°, 70°, and 90° field angles as well as 19°, 26°, 36°, and 50° EDLT lenses

ORDERING INFORMATION

Source Four

Model#	Description
470	70° Source Four (black)
470-1	70° Source Four (white)

ETC Source Four is supplied with C-clamp, color frame and 96cm (3') leads as standard.

Connector Designation

Use suffixes below to specify factory-fitted connector type

Model#	Description
A	Parallel-blade U-ground connector
B	Two-pin and ground, 20 amp connector
C	Grounded, 20 amp, twistlock connector
M	Dimmer Doubling Connector (NEMA L515P)

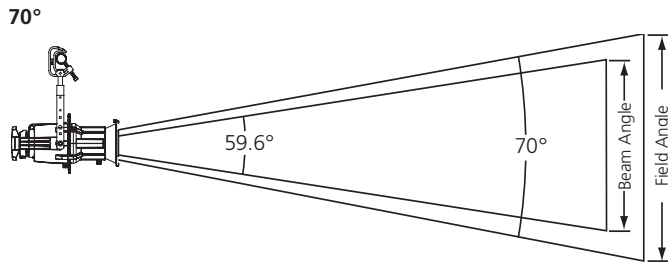
Source Four Accessories

Model#	Description
470LT	70° lens tube assembly (black)
470LT-1	70° lens tube assembly (white)
400SC	Safety cable
400CC	C-clamp (included)
400PH-A	Pattern holder (A size)
400PH-B	Pattern holder (B size)
400PH-G	Glass pattern holder
400RS	Drop-in iris
407CF	Color frame (7.5") (included)
400FB	Source Four Fixture Body, Single-Clutch

NOTE: For colors other than black or white, please call ETC.



PHOTOMETRIC DATA HPL 750W/115V/300HR



Throw Distance (d)	5.7' 1.7m	10' 3.0m	15' 4.6m	21' 6.4m
Field Diameter	8' 2.4m	14' 4.3m	21' 6.4m	29' 8.8m
Illuminance (fc)	686	223	99	51
Illuminance (lux)	7,379	2,397	1,065	544

For Field diameter at any distance, multiply distance by 1.40
 For Beam diameter at any distance, multiply distance by 1.14
 To determine illuminance in footcandles (fc) or lux at any throw distance,
 divide Candela by distance squared.

Source Four 70° (cosine)

Degree	Candela	Field Lumens	Beam Lumens	Efficiency	Efficacy
70°	22,272	16,132	9,595	73.7%	21.5 LPW

Metric Conversions: For Meters multiply feet by .3048
 For Lux multiply footcandles by 10.76

To determine Candela (Cd) or Lumens (Lm) for any other HPL lamp, multiply the Candela or Lumen value by the multiplying factor (MF) shown for that lamp in the table below.

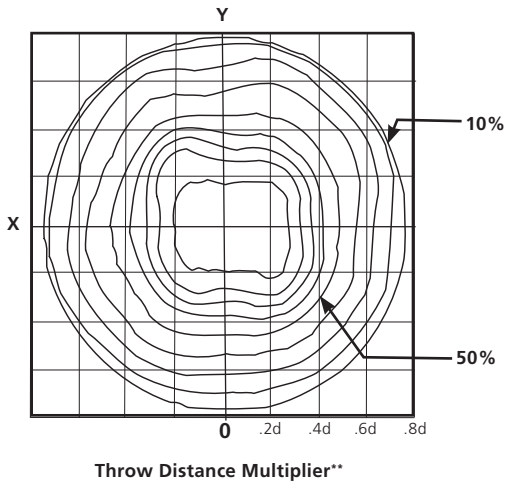
Lamps

ETC Part #	Lamp Code	Watts	Volts	Initial Lumens	Color Temp.	Average Rated Life	70° Cd MF	70° Lm MF
RT116	HPL 750/115	750	115	21,900	3,250°	300	1.00	1.00
RT196	HPL 750/120X	750	120	16,400	3,065°	1,500	0.64	0.74
RT113	HPL 575/115	575	115	16,520	3,250°	300	0.79	0.81
RT114	HPL 575/115X	575	115	12,360	3,050°	2,000	0.56	0.56
RT115	HPL 575/120	575	120	16,520	3,250°	300	0.79	0.81
RT171	HPL 575/120X	575	120	12,360	3,050°	2,000	0.56	0.56
RT142	HPL 375/115	375	115	10,540	3,200°	300	0.66	0.52
RT143	HPL 375/115X	375	115	8,000	3,000°	1,000	0.46	0.39
RT112	HPL 550/77	550	77	16,170	3,250°	300	0.81	0.79
RT117	HPL 550/77X	550	77	12,160	3,050°	2,000	0.59	0.56
RT160	HPL 750/230	750	230	19,750	3,200°	300	0.82	0.85
N/A	HPL 750/240	750	240	19,750	3,200°	300	0.82	0.85
RT129	HPL 575/230	575	230	14,900	3,200°	400	0.67	0.67
RT130	HPL 575/240	575	240	14,900	3,200°	400	0.64	0.67
RT138	HPL 575/230X	575	230	11,780	3,050°	1,500	0.49	0.51
RT139	HPL 575/240X	575	240	11,780	3,050°	1,500	0.46	0.51
RT154	HPL 375/230X	375	230	7,800	3,050°	1,000	0.37	0.35
RT155	HPL 375/240X	375	240	7,800	3,050°	1,000	0.37	0.35

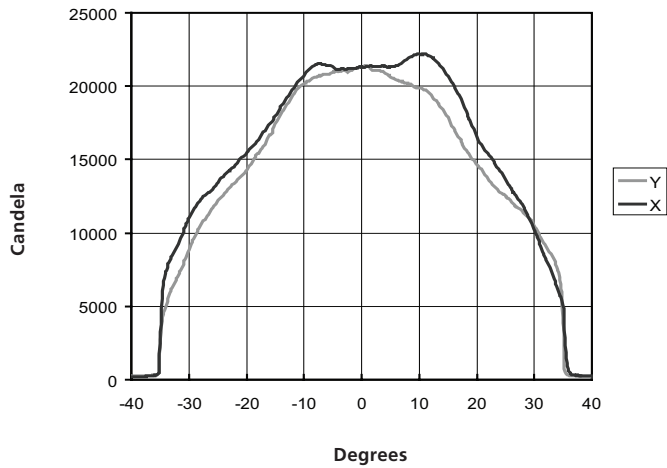
Source Four is rated for 750W maximum. For links to photometry file downloads (IES LM-63-02 format) go to www.etcconnect.com.
 All photometric data was prepared using a production fixture and the Prometric CCD measurement system. Fixture adjusted for cosine distribution and tested with calibrated lamp at rated voltage. All data normalized to nominal lamp lumens in accordance with IES LM-73-04. Testing performed at ETC, Middleton, WI.

70°

Iso-Illuminance Diagram



Cosine Candela Plot



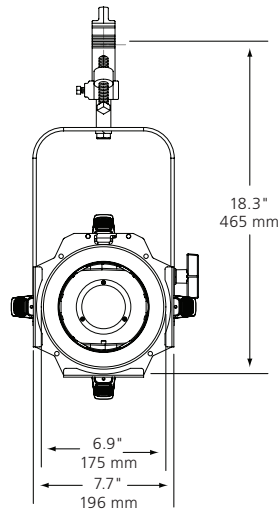
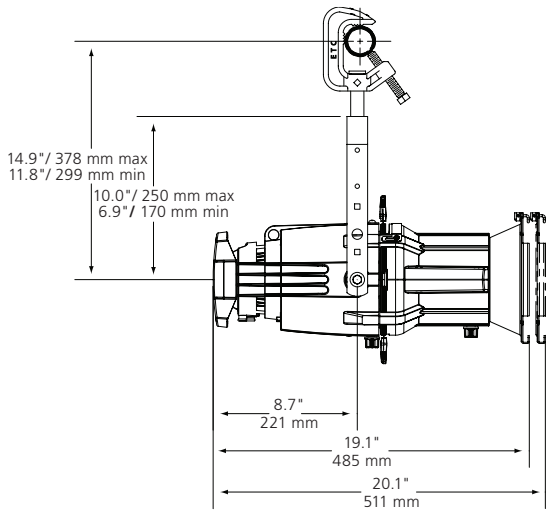
****Throw Distance Multiplier (TDM)**

To determine the distance from the center of the beam (Origin) to a certain illuminance level at a particular distance, multiply the desired throw distance by the TDM desired on the Iso-Illuminance diagram.

Throw Distance (TD) x Throw Distance Multiplier (TDM) = Distance from the Origin (DfO) (distance from the center of the beam)

Example: 25 feet (TD) x 0.15 (TDM) = 3.75 feet from center of beam (DfO).

PHYSICAL



Source Four 70° Weights

Model	Fixture Weight*		Shipping Weight	
	kgs	lbs	kgs	lbs
470	7.9	17.4	10.6	23.4

*Includes 2.3 lbs for C-clamp



Corporate Headquarters ■ 3031 Pleasant View Rd, PO Box 620979, Middleton WI 53562 0979 USA ■ Tel +1 608 831 4116 ■ Fax +1 608 836 1736

London, UK ■ Unit 26-28, Victoria Industrial Estate, Victoria Road, London W3 6UU, UK ■ Tel +44 (0)20 8896 1000 ■ Fax +44 (0)20 8896 2000

Rome, IT ■ Via Ennio Quirino Visconti, 11, 00193 Rome, Italy ■ Tel +39 (06) 32 111 683 ■ Fax +39 (06) 32 656 990

Holzkirchen, DE ■ Ohmstrasse 3, 83607 Holzkirchen, Germany ■ Tel +49 (80 24) 47 00-0 ■ Fax +49 (80 24) 47 00-3 00

Hong Kong ■ Room 605-606, Tower III Enterprise Square, 9 Sheung Yuet Road, Kowloon Bay, Kowloon, Hong Kong ■ Tel +852 2799 1220 ■ Fax +852 2799 9325

Web ■ www.etconnect.com ■ Copyright © 2006 ETC. All Rights Reserved. All product information and specifications subject to change. 7060L4040 Rev. A Printed in USA 07/06

Source Four® products protected by U.S. Patent Numbers 5,268,613, 5,345,371, 5,544,029, 5,446,637 and 5,775,799; Japanese Patent Number 2,501,772; US and International Patents Pending.